


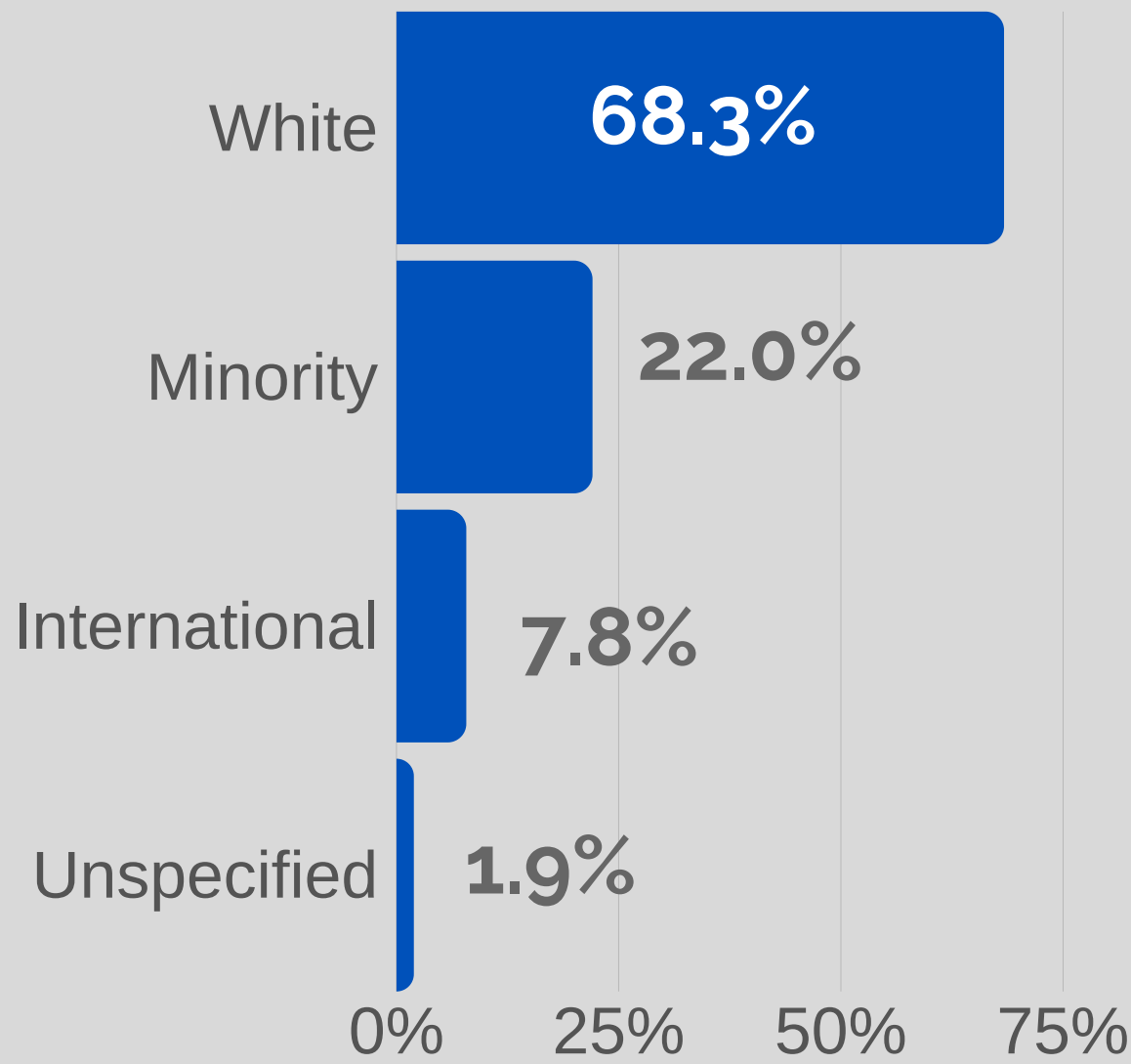
# University of Kansas

By the Numbers  
Fall/Fiscal Year 2019



## ENROLLMENT

### By Race/ Ethnicity



**28,423**  
**Total Students**

**4,125**  
**First-Time Freshmen**

<b>77.4%</b>	Undergraduates	<b>19,059</b>
<b>22.6%</b>	Graduates	<b>5,570</b>
<b>3.1%</b>	Medical Residents	<b>871</b>
<b>60.7%</b>	Residents	<b>17,248</b>
<b>39.3%</b>	Non-Residents	<b>11,175</b>
<b>52.2%</b>	Female	<b>14,837</b>
<b>46.0%</b>	Male	<b>13,062</b>
<b>1.8%</b>	Not Reported	<b>524</b>

Source: AIR Interactive Fact Book

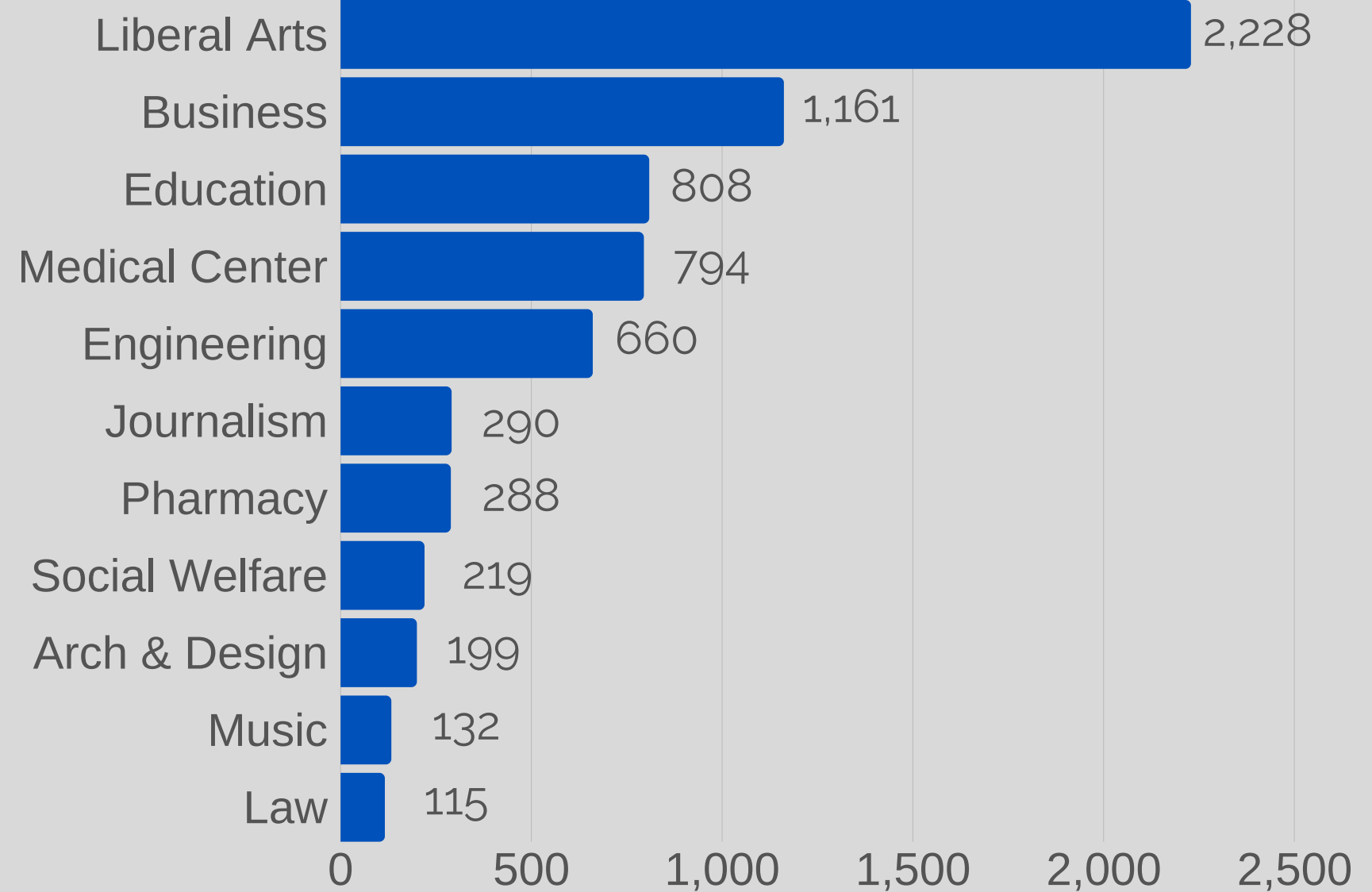
## DEGREES



**6,894 Degrees**


<b>58.9%</b>	Bachelors	<b>4,269</b>
<b>23.4%</b>	Masters	<b>1,697</b>
<b>7.9%</b>	Doctoral - Professional	<b>572</b>
<b>4.9%</b>	Doctoral - Research	<b>356</b>

Graduate Certificates Awarded **350**



Source: AIR Interactive Fact Book

## RETENTION & GRADUATION



	Rate	1 Year Change	5 Year Change
1st Year Retention	<b>86.2%</b>	<b>+2.3%</b>	<b>+5.8%</b>
4-Year Graduation	<b>49.8%</b>	<b>+3.8%</b>	<b>+8.7%</b>
6-Year Graduation	<b>66.5%</b>	<b>+1.7%</b>	<b>+6.4%</b>

Source: AIR Interactive Fact Book

## TOP RANKED PROGRAMS

- #1 Overall**  
Local Government Management Master's Program
- #1 Public University**  
Special Education Graduate Program
- #4 Public University**  
Occupational Therapy Graduate Program
- #5 Public University**  
Speech Language Pathology Master's Program
- #5 Public University**  
Public Management & Leadership Master's Program

Source: U.S. News & World Report Best Graduate Schools Rankings, March 2019

# University of Kansas

By the Numbers

Fall/Fiscal Year 2019



## TUITION

### Annual Undergraduate Tuition

Resident **\$10,092**

Nonresident **\$26,959**

### Annual Undergraduate Tuition & Fees

Resident **\$11,166**

Nonresident **\$28,033**

### Average Financial Aid Package for Full-Time Students (AY19)

First-Time Freshman **\$17,896**

All Students **\$16,795**

Source: Common Data Set

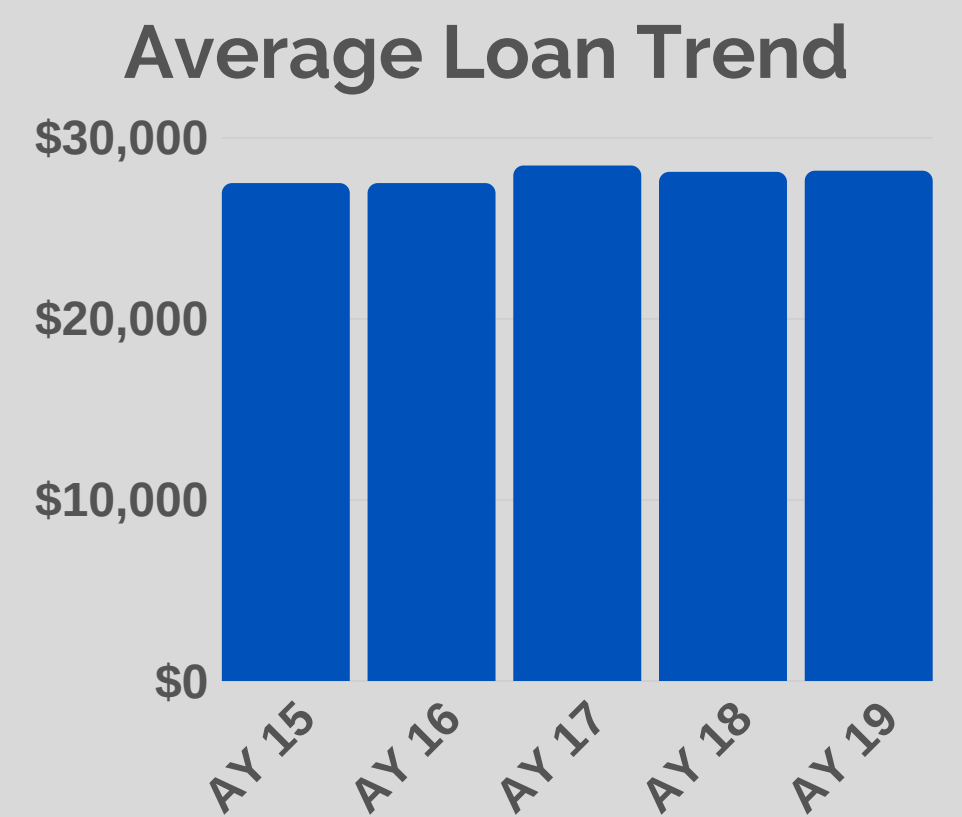
## STUDENT DEBT

### Bachelor Degree Recipients

Who Borrowed **52.8%**

Average Loan **\$28,176**

Change from 2018: **0.2%**



Source: Common Data Set

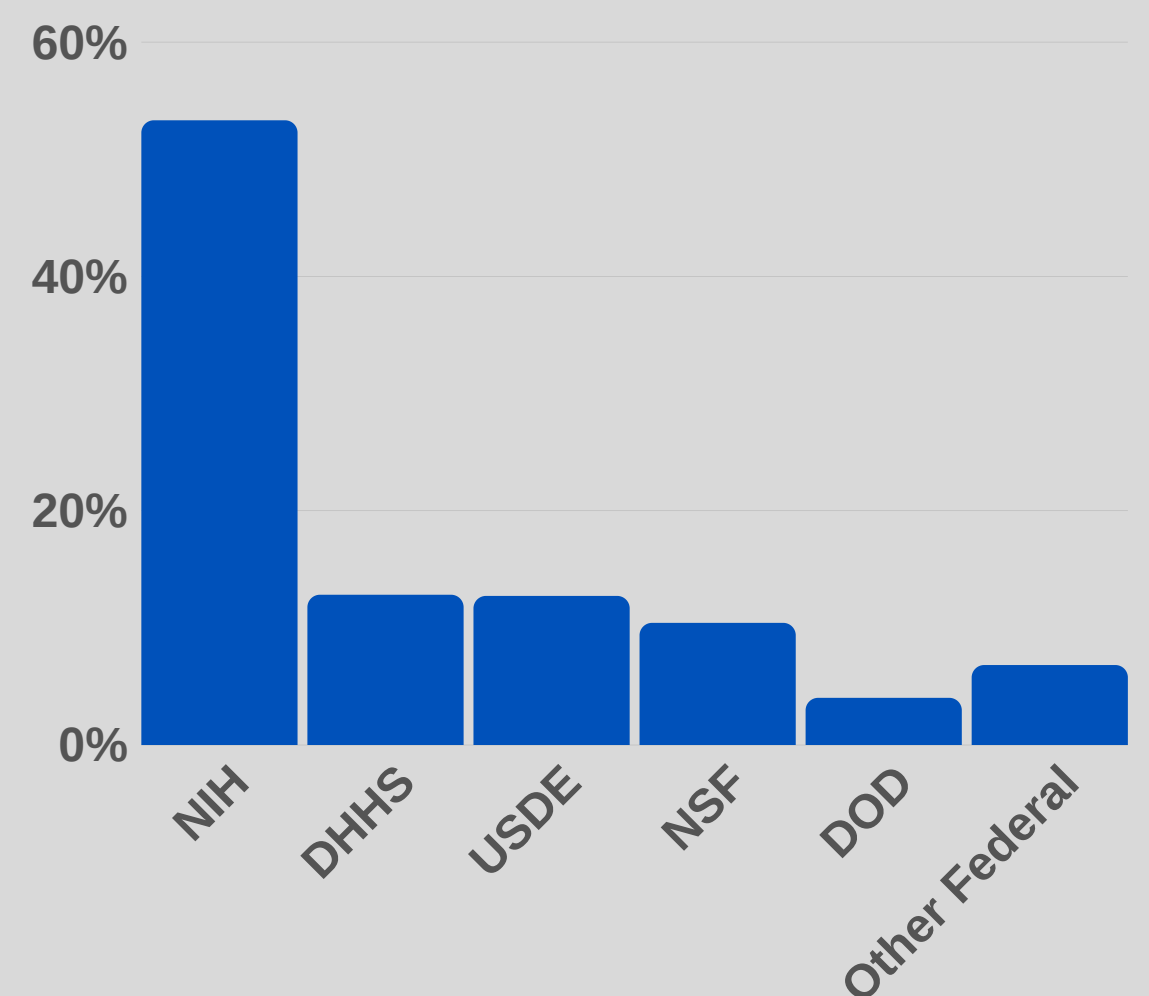
## RESEARCH

### Externally Funded Research Expenditures by Funding Source

Federal Govt.	<b>\$182,367,173</b>
State & Local Govt.	<b>33,135,945</b>
Industry	<b>22,323,795</b>
Not-For-Profit Org.	<b>25,481,143</b>
Other	<b>563,115</b>
<b>Total</b>	<b>\$263,871,170</b>

Source: KU Center for Research

### By Federal Agency



## FACULTY & STAFF

	Lawrence/ Edwards	Medical Center	Total
Faculty (incl. Librarians)	<b>1,432</b>	<b>1,457</b>	<b>2,798</b>
Staff	<b>3,454</b>	<b>2,574</b>	<b>6,028</b>
Graduate Student Employees	<b>1,780</b>	<b>244</b>	<b>2,024</b>



Source: AIR Interactive Fact Book