


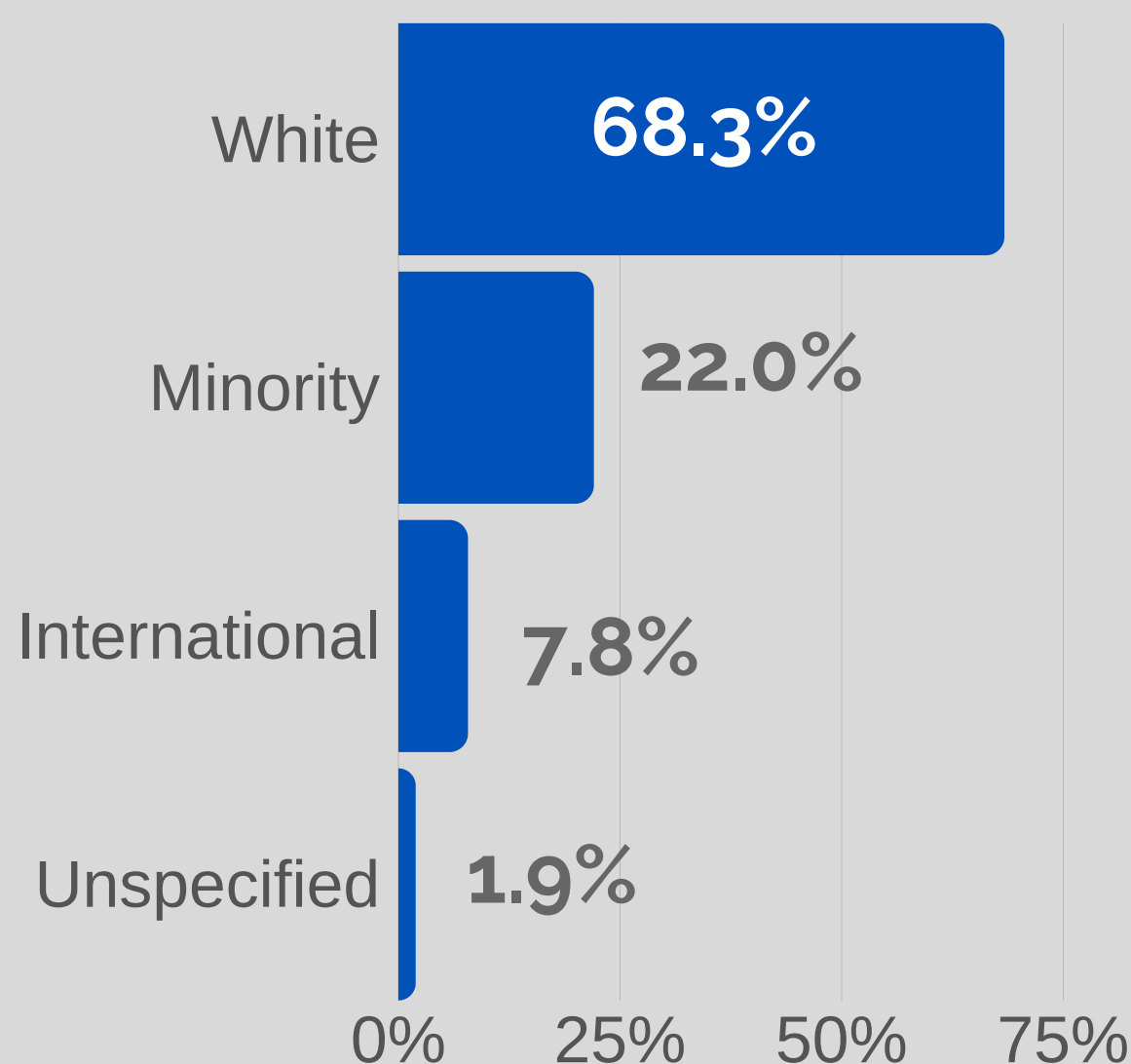
University of Kansas

By the Numbers
Fall/Fiscal Year 2019



ENROLLMENT

By Race/ Ethnicity



28,423
Total Students

4,125
First-Time Freshmen

77.4%	Undergraduates	19,059
22.6%	Graduates	5,570
3.1%	Medical Residents	871
60.7%	Residents	17,248
39.3%	Non-Residents	11,175
52.2%	Female	14,837
46.0%	Male	13,062
1.8%	Not Reported	524

Source: AIR Interactive Fact Book

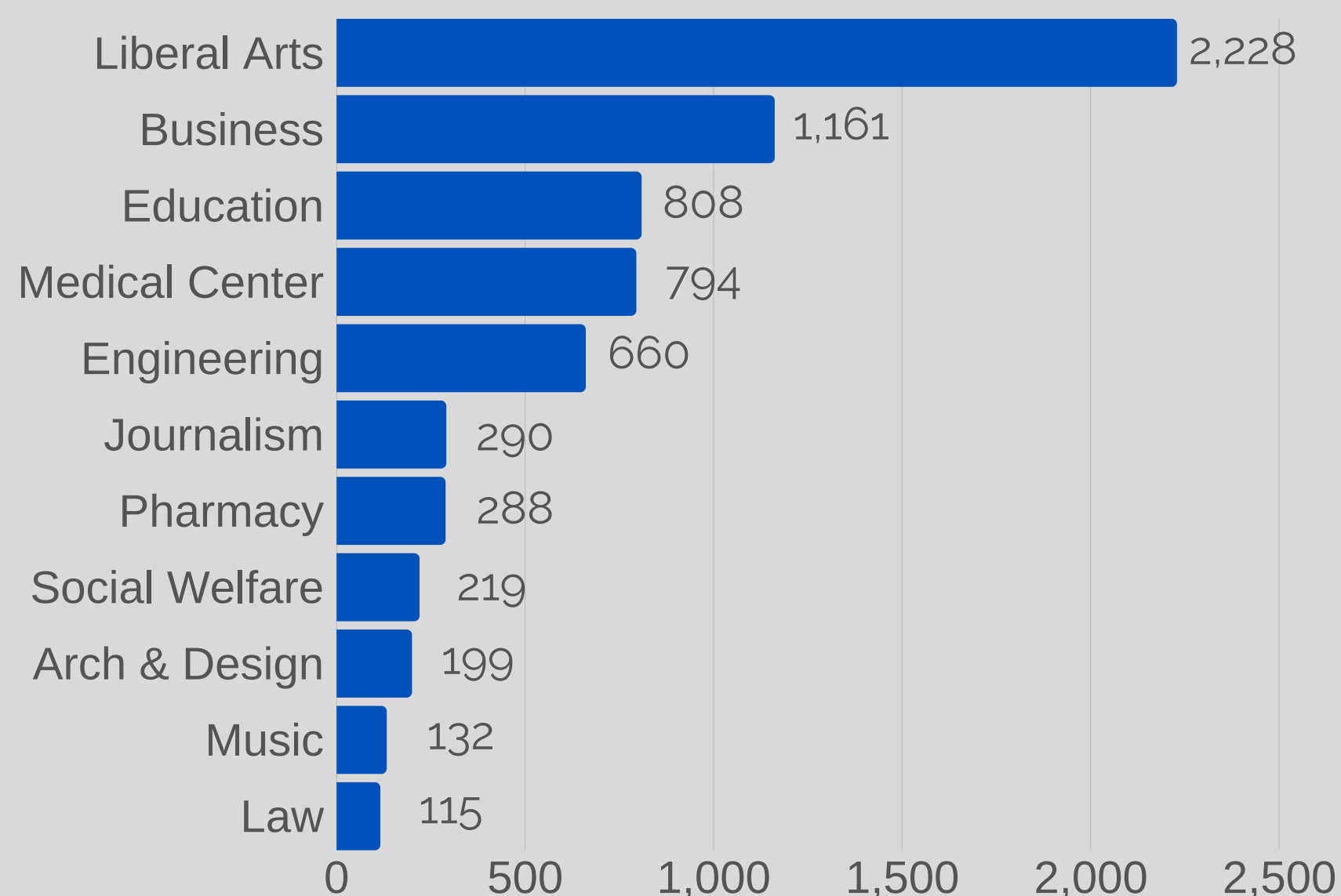
DEGREES



6,894 Degrees

58.9%	Bachelors	4,269
23.4%	Masters	1,697
7.9%	Doctoral - Professional	572
4.9%	Doctoral - Research	356

Graduate Certificates Awarded **350**



Source: AIR Interactive Fact Book

RETENTION & GRADUATION



	Rate	1 Year Change	5 Year Change
1st Year Retention	86.2%	+2.3%	+5.8%
4-Year Graduation	49.8%	+3.8%	+8.7%
6-Year Graduation	66.5%	+1.7%	+6.4%

Source: AIR Interactive Fact Book

TOP RANKED PROGRAMS

- #1 Overall**
Local Government Management Master's Program
- #1 Public University**
Special Education Graduate Program
- #4 Public University**
Occupational Therapy Graduate Program
- #5 Public University**
Speech Language Pathology Master's Program
- #5 Public University**
Public Management & Leadership Master's Program

Source: U.S. News & World Report Best Graduate Schools Rankings, March 2019

University of Kansas

By the Numbers

Fall/Fiscal Year 2019



TUITION

Annual Undergraduate Tuition

Resident **\$10,092**

Nonresident **\$26,959**

Annual Undergraduate Tuition & Fees

Resident **\$11,166**

Nonresident **\$28,033**

Average Financial Aid Package for Full-Time Students (AY19)

First-Time Freshman **\$17,896**

All Students **\$16,795**

Source: Common Data Set

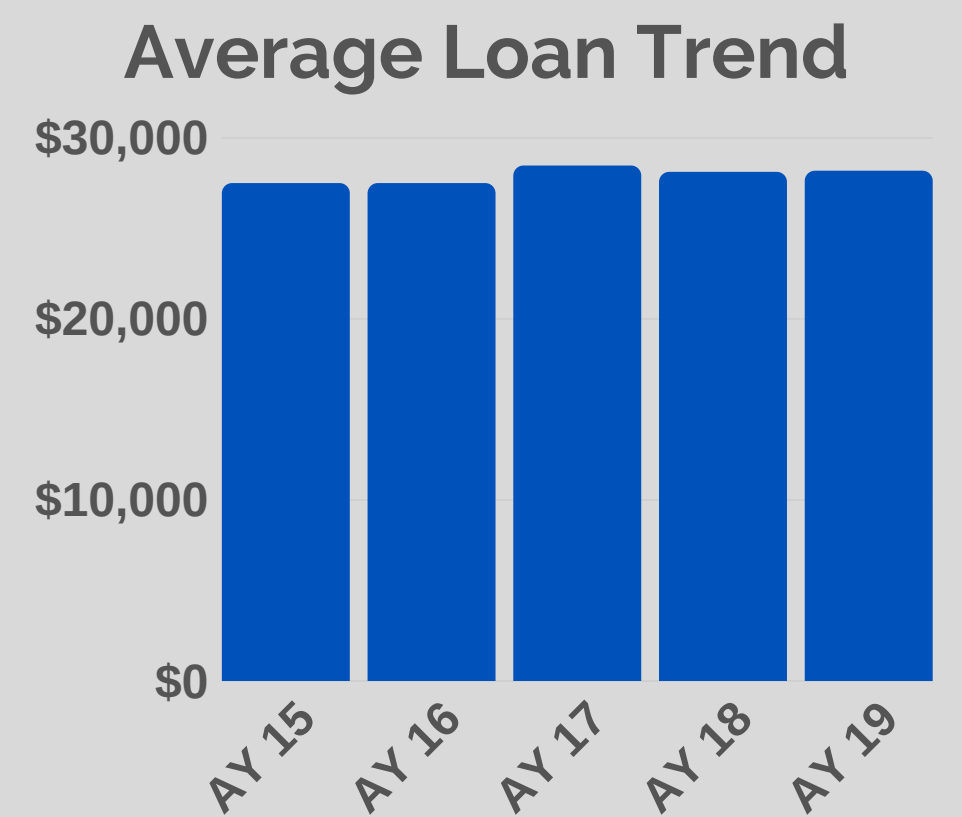
STUDENT DEBT

Bachelor Degree Recipients

Who Borrowed **52.8%**

Average Loan **\$28,176**

Change from 2018: **0.2%**



Source: Common Data Set

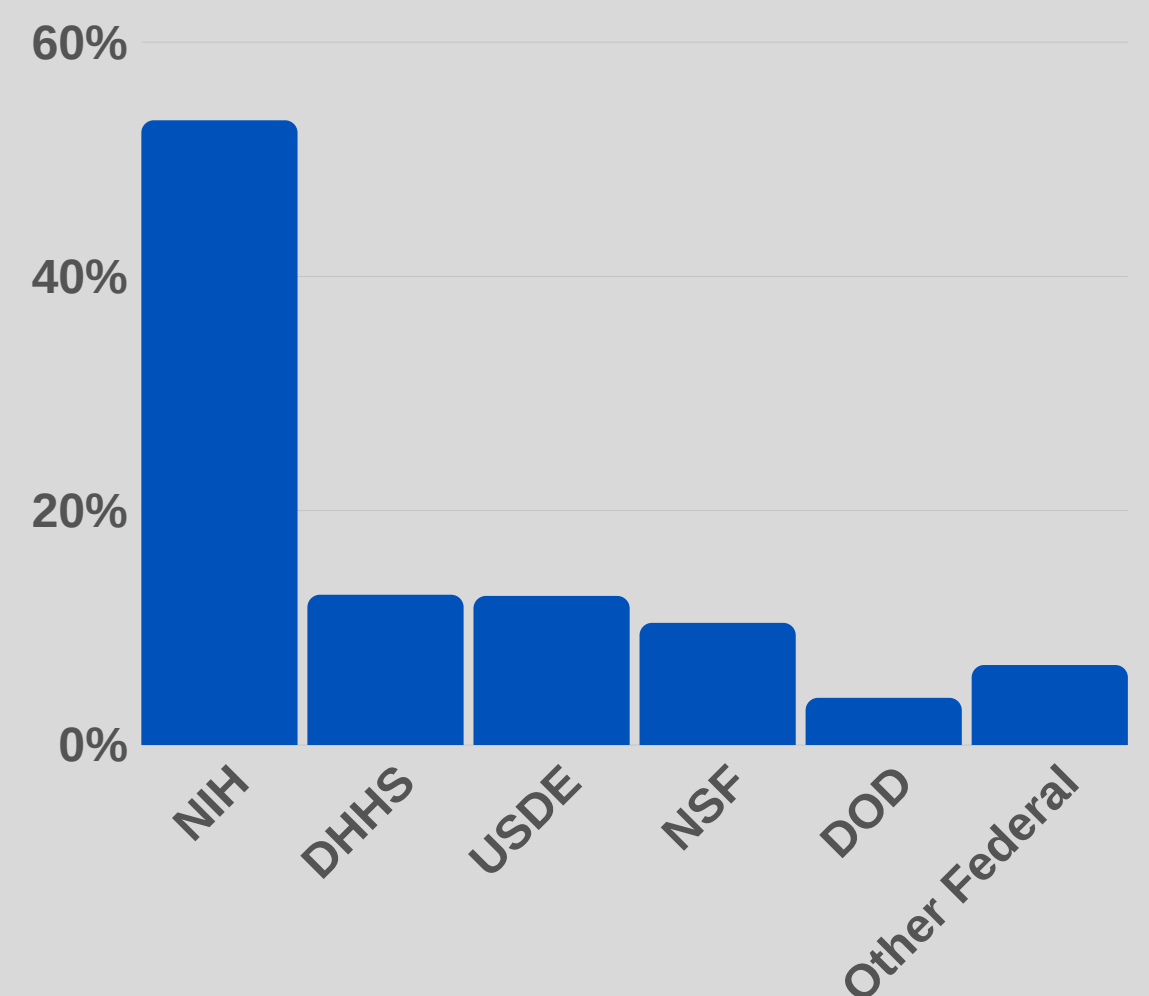
RESEARCH

Externally Funded Research Expenditures by Funding Source

Federal Govt.	\$182,367,173
State & Local Govt.	33,135,945
Industry	22,323,795
Not-For-Profit Org.	25,481,143
Other	563,115
Total	\$263,871,170

Source: KU Center for Research

By Federal Agency



FACULTY & STAFF

	Lawrence/ Edwards	Medical Center	Total
Faculty (incl. Librarians)	1,432	1,457	2,798
Staff	3,454	2,574	6,028
Graduate Student Employees	1,780	244	2,024



Source: AIR Interactive Fact Book