



2006-2007 Tuition Proposal

A Presentation by
Provost/EVC David E. Shulenburg

May 2006

Five-year tuition strategy adopted in 2002 has



- Provided new funding for high priority academic program enhancements,
- Generated funds for need-based KU Tuition Grants, and
- Avoided using tuition as a dollar-for-dollar substitute for reduced state funding

If students pay more, they must get more!

Fifth-Year KU Proposal

Tuition increases *per semester* for undergraduate students taking 15 credit hours and graduate students taking 12 credit hours at the Lawrence, Edwards, and Medical Center campuses.

For resident undergraduate and graduate students, the tuition increase reflects a 4 percent maintenance increase, and a \$16.50 per credit hour increase for tuition enhancement funding.

- \$344.25 for resident undergraduate students
- \$603.00 for nonresident undergraduate students
- \$295.20 for resident graduate students
- \$510.00 for nonresident graduate students
- \$1,148.00 for resident medical students
- \$1,473.50 for nonresident medical students

Higher Education Price Index (HEPI)

<u>Fiscal Year</u>	<u>Annual Percent Change</u>
2002	4.1%
2003	2.9%
2004	4.7%
2005	3.5%
2006 (Prelim)	5.3%
Mean	4.1%

First-time Freshmen Highlights

	<u>Fall 2001</u>	<u>Fall 2005</u>
Number of first-time freshmen	4,078	4,201
Resident percent	69.7%	71.4%
Minority percent	9.7%	12.3%
Native American	1.0%	1.3%
Black	2.9%	3.6%
Hispanic	2.8%	3.9%
Asian	3.0%	3.5%
Estimated family income Less than \$36,000	14.0%	14.4%

Retention Statistics

	Fall Cohort Year	Entering Full-time Freshmen	After One Semester	After One Year
All Students	1998	3,702	92.2%	77.9%
	1999	3,790	92.9%	80.3%
	2000	4,128	91.4%	78.1%
	2001	4,029	93.0%	81.0%
	2002	4,022	92.5%	81.8%
	2003	3,984	93.6%	82.7%
	2004	4,193	92.7%	82.3%
	2005	4,122	92.2%	
Minority (3) (American Indian, Black, Hispanic)	1998	235	89.8%	66.4%
	1999	236	90.3%	67.4%
	2000	235	89.8%	72.3%
	2001	267	93.6%	78.3%
	2002	304	95.1%	78.9%
	2003	317	90.2%	72.9%
	2004	384	90.9%	79.4%
	2005	364	89.3%	

Student Perceptions Survey

<i>Higher numbers indicate a more positive response for the following five items.</i>	1998	2002	2006
1. How often have the people teaching your classes at KU provided effective instruction? (1=never 2=rarely 3=occasionally 4=frequently 5=very frequently)	4.06	4.12	4.20
2. Excluding advising, how would you describe the effort of KU faculty to help you outside of the classroom? (1=never 2=rarely 3=occasionally 4=frequently 5=very frequently)	3.57	3.74	3.85
3. How often has your educational experience at KU provided you with opportunities for intellectual challenge? (1=never 2=rarely 3=occasionally 4=frequently 5=very frequently)	3.89	3.84	4.01
6. To what extent are you satisfied with your overall educational experience at KU? (1=never unsatisfied 2=unsatisfied 3=neutral 4=satisfied 5=very satisfied)	4.00	4.09	4.25
7. Overall, how would you describe the academic advising you have received at KU? (1=never unsatisfied 2=unsatisfied 3=neutral 4=satisfied 5=very satisfied)		3.54	3.63
<i>Lower numbers indicate a more positive response for the following two items.</i>			
4. In the courses you have taken at KU, how often has the English language ability of the person teaching the class been a problem in your understanding of the course material? (1=never 2=in 1 course 3=in 2 courses 4=in 5 to 7 courses 5=in 8 or more courses)	2.13	2.06	2.12
5. How often has it been a problem for you to develop a course schedule for a given semester specifically because courses you needed were not offered or were already closed when you enrolled? (1=never 2=rarely 3=occasionally 4=frequently 5=very frequently)	2.92	2.79	2.74

KU Tuition Grants: Update



Lawrence and Edwards Campuses

- **\$7.1 million** awarded in 2005-06
- **\$8.8 million** projected for 2006-07
- **4,416** grant recipients in 2005-06
- Average grant for 2005-06: **\$1,600**

Medical Center Campus

- **\$1.1 million** awarded in 2005-06
- **\$1.4 million** projected for 2006-07
- **644** grant recipients in 2005-06
- Average grant for 2005-06: **\$1,650**

KU's family income profile

- **Basically unchanged** from fall 2001 (pre-KUTG) to fall 2005

Differential Tuition Rates

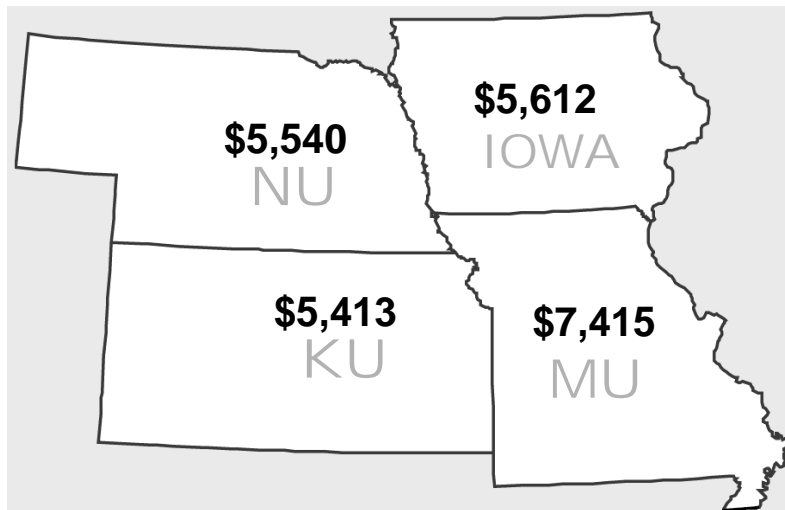
- **4% increases** are proposed for existing per credit hour differential tuition rates in Architecture, Business, Business (Master's), Education, Engineering, Edwards Campus Engineering (Master's), Fine Arts, Journalism, Law, Pharmacy, and Edwards Campus Programs.
- There are no new differential tuition rate proposals for 2006-07.

Current-Year Tuition Comparisons

Resident Tuition/Fees in Neighboring States

2005-06 Academic Year

(Based on 15 Hours per Semester)




- In 2005-06, Missouri, Iowa and Nebraska **all charged more than KU** for resident undergraduates (see map).
- **KU ranked 30th** among the 34 AAU public universities (#1 Penn State at \$11,508 and #34 Florida at \$3,094).
- KU's proposed 2006-07 annual tuition and fees of \$6,153 would be less than what Missouri and most other public universities are charging now.

KU Sample Survey of Graduating Seniors Kansas Residents

Spring 2006

	<u>Financial Aid Recipients</u>	<u>Scholarship Only Recipients</u>	<u>Non-recipients</u>	<u>Overall</u>
Student Loan Debt				
None	14%	69%	90%	57%
\$20K or more	31%	6%	2%	14%
Credit Card Debt				
None	33%	75%	63%	54%
More than 20K	22%	0%	2%	11%

Conclusions: Plan is Working

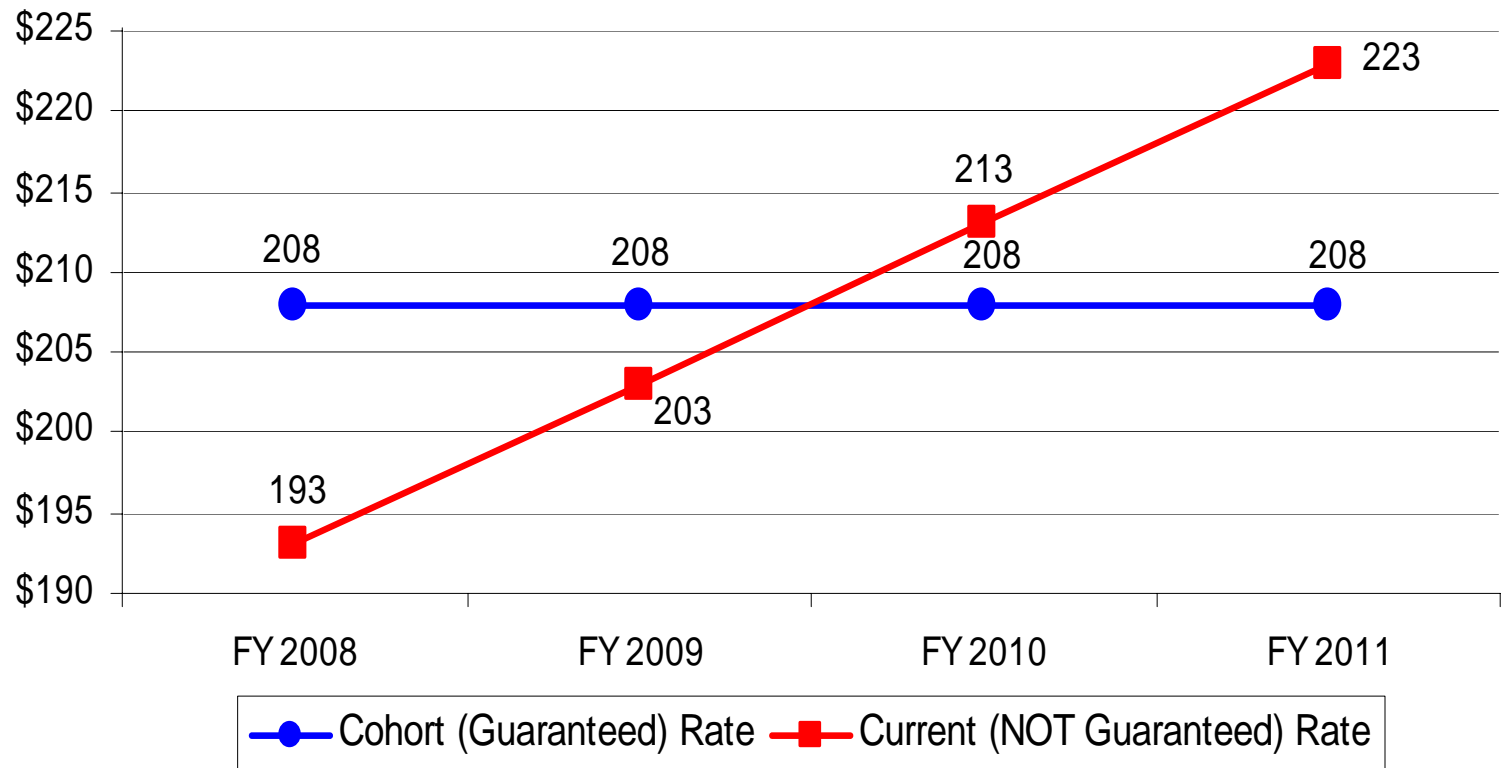


- **Moderate and predictable increases** within five-year plan
- **Students support increases** because they have had input and have seen tangible and immediate academic benefits
- **KU Tuition Grants have protected the neediest students** from the impact of increases
- **KU is still rated a “Best Buy”** by *Kiplinger’s*, *Fiske Guide*, *Kaplan’s*, *Princeton Review*

Looking Ahead: The KU Guaranteed Tuition Plan

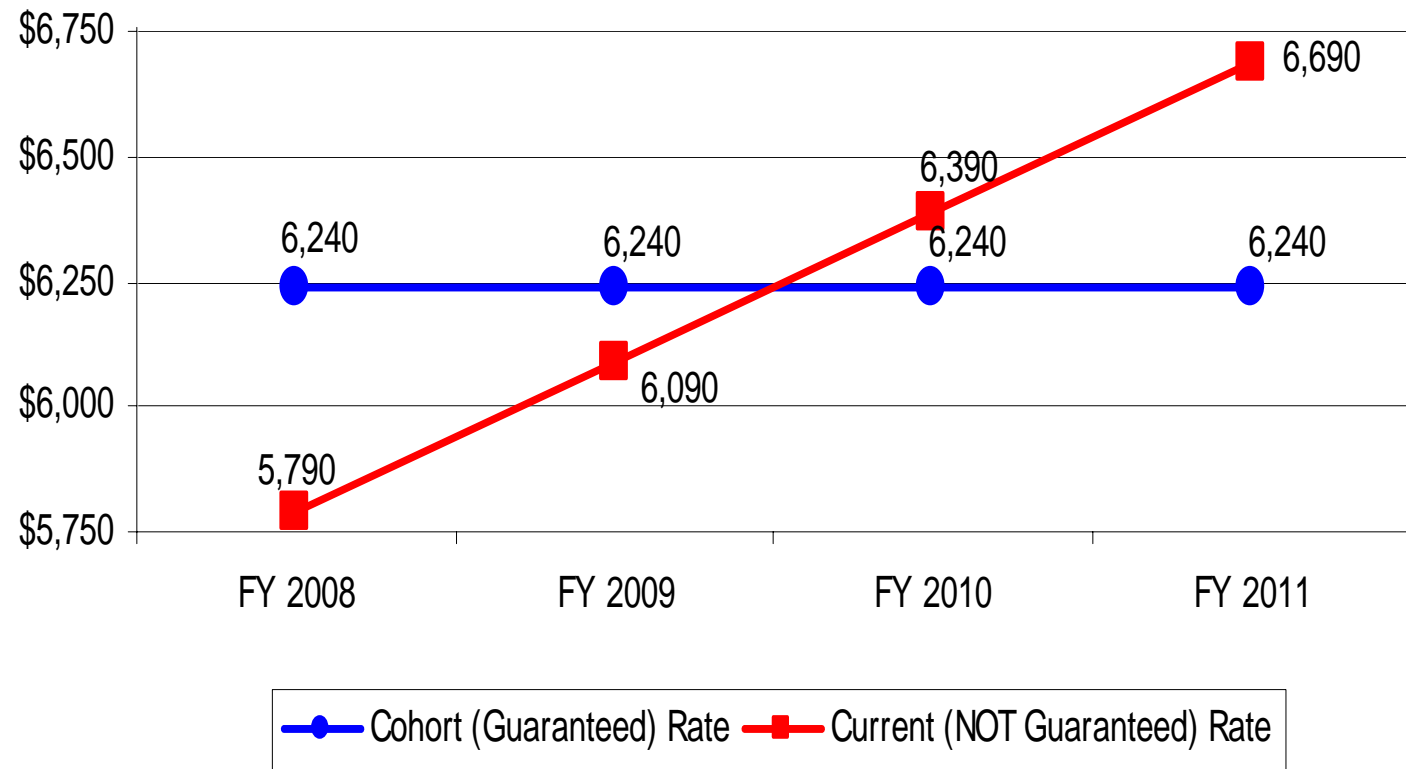
- During the Spring 2004 student elections, the KU student body president and vice president proposed a guaranteed tuition plan to follow the completion of the current five-year tuition enhancement plan.
- KU's Student Senate passed a resolution supporting a four-year guaranteed base tuition plan for undergraduate students, to be implemented in Fall 2007.
- Under the plan, KU first-time freshmen who enroll in four-year degree programs and complete their degrees in four years will have the same base tuition costs for the entire four-year period. This will permit students and parents to more effectively plan for undergraduate education costs and powerfully communicates to them the university expectation that their degrees be completed in four years.
- School-specific differential tuition rates, campus fees, and residence hall rates would not be guaranteed under this plan.
- KU is asking the Board of Regents to approve the guaranteed tuition concept, not the specific rate of increase. The specific programmatic details of the plan, along with the tuition rates, will be developed and presented to the Board next year at this time.

Illustration of Resident Undergraduate Rates per SCH Under the Guaranteed Base Tuition Program: Cohort and Current Rates (Current Rate per SCH Increases 5% Annually)



- 5% is the likely percent increase unless exceptional inflation is projected.

Illustration of Full-Time Resident Undergraduate Tuition Rates Under the Guaranteed Base Tuition Program: Cohort and Current Rates (Current Rate per SCH Increases 5% Annually)



- 5% is the likely percent increase unless exceptional inflation is projected.

Illustration of Projected Rates per SCH and per Academic Year For Resident Undergraduate Students Under The Guaranteed Base Tuition Program: Cohort and Current Rates

Fiscal Year	Resident UG Rate Per SCH	Full-Time Resident UG (30 SCH)	Rate Type
FY 2007	\$183.75	\$5,512.50	
Current Rate Projected at 5% annual increase			
FY 2008	\$193.00	\$5,790.00	Current, Not Guaranteed
FY 2009	\$203.00	\$6,090.00	Current, Not Guaranteed
FY 2010	\$213.00	\$6,390.00	Current, Not Guaranteed
FY 2011	<u>\$223.00</u>	<u>\$6,690.00</u>	Current, Not Guaranteed
Mean, 08 through 11	\$208.00	\$6,240.00	Cohort, Guaranteed