

Spring 2015 Sexual Harassment Survey Results

Response Rates by Demographic Variable

	Population		Responses	
	N	%	N	%
Overall	23048	100%	1724	7.48%

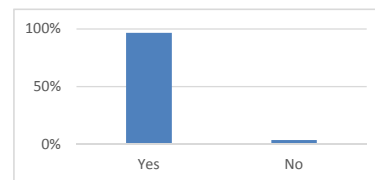
Gender	Population		Responses	
	N	%	N	%
Male	11530	50.03%	620	35.96%
Female	11517	49.97%	1039	60.27%
Not Specified	1	0.00%	0	0.00%
Did No Identify			65	3.77%
Total	23048	100.00%	1724	100.00%

Level	Population		Responses	
	N	%	N	%
Freshman	3325	14.43%	252	14.62%
Sophomore	3744	16.24%	212	12.30%
Junior	3958	17.17%	291	16.88%
Senior	5915	25.66%	453	26.28%
Graduate	4708	20.43%	360	20.88%
Other	3069	13.32%	62	3.60%
Did Not Identify	0	0.00%	94	5.45%
Total	23048	100.00%	1724	100.00%

Ethnicity	Population		Responses	
	N	%	N	%
White	16326	70.83%	1222	70.88%
Black	908	3.94%	49	2.84%
Hispanic	1341	5.82%	114	6.61%
American Ind.	133	0.58%	0	0.00%
Multiple	947	4.11%	75	4.35%
Not Specified	337	1.46%	29	1.68%
Asian	904	3.92%	42	2.44%
International	2138	9.28%	119	6.90%
Pacific Islander	14	0.06%	0	0.00%
Did No Identify	0	0.00%	74	4.29%
Total	23048	100.00%	1724	100.00%

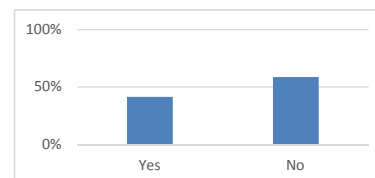
1. Did you know that sexual harassment, which includes sexual violence (i.e., rape, sexual assault) is prohibited at the University of Kansas?

	N	%
Yes	1653	96.55%
No	59	3.45%
Total	1712	100.00%



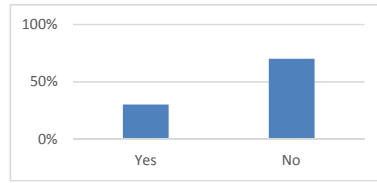
2. Do you know how a student at the University of Kansas may file a sexual harassment complaint and whom to contact?

	N	%
Yes	707	41.35%
No	1003	58.65%
Total	1710	100.00%



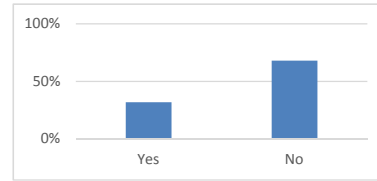
3. Do you know where to access the University of Kansas Sexual Harassment and/or Discrimination Complaint Resolution policy?

	N	%
Yes	514	30.09%
No	1194	69.91%
Total	1708	100.00%



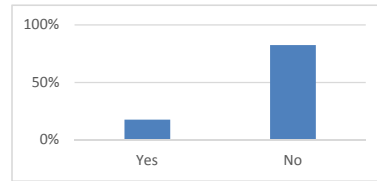
4. Did you know that the University of Kansas maintains a website devoted exclusively to prevention of sexual harassment and sexual violence?

	N	%
Yes	546	31.93%
No	1164	68.07%
Total	1710	100.00%



5. Did you know that the University of Kansas maintains an electronic mailbox to provide personalized assistance for questions and/or issues pertaining to sexual harassment and the reporting of complaints of sexual harassment?

	N	%
Yes	299	17.57%
No	1403	82.43%
Total	1702	100.00%

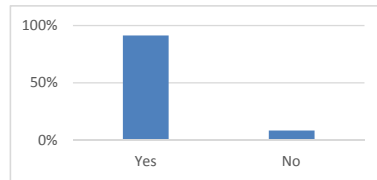


6. Which of the following do you think is sexual harassment? (mark all that apply)

	N	%
Stalking or cyberstalking;	1400	52.99%
Persistence in asking someone out on a date after being told no;	1242	47.01%
Commenting on someone's buttocks or breasts size;	1593	60.30%
Commenting on someone's hooking up frequency;	1252	47.39%
Threatening to rape someone because they look so good;	1680	63.59%
Stroking someone's back repeatedly during class;	1508	57.08%
Engaging in sex with someone who is extremely drunk;	1610	60.94%
Greeting someone and telling them they look nice today.	108	4.09%
Total	2642	100.00%

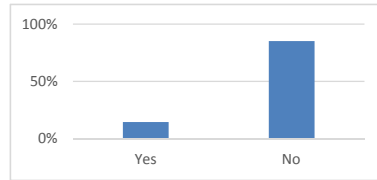
7. Do you know that it is a violation of the University of Kansas Sexual Harassment Policy to have sex with someone when they are too incapacitated (usually by alcohol and/or drugs) to give consent?

	N	%
Yes	1565	91.41%
No	147	8.59%
Total	1712	100.00%



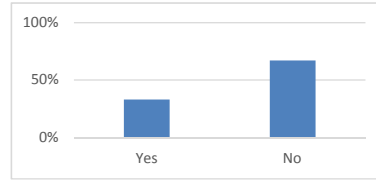
8. Have you been the victim of sexual harassment while at the University of Kansas?

	N	%
Yes	252	14.75%
No	1457	85.25%
Total	1709	100.00%



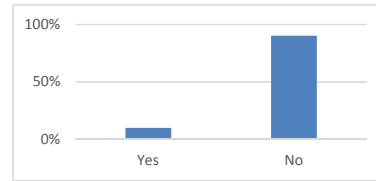
9. Did the incident include sexual violence?

	N	%
Yes	83	33.07%
No	168	66.93%
Total	251	100.00%



10. Did you report the sexual harassment to the University of Kansas?

	N	%
Yes	25	9.96%
No	226	90.04%
Total	251	100.00%

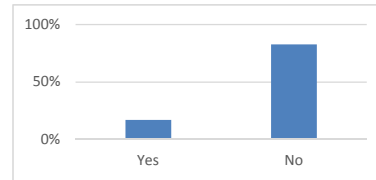


11. Please explain why you did not report it?

Responses to open-ended questions can be found in the qualitative report. The responses for the question listed above begin on page 1 of the qualitative report.

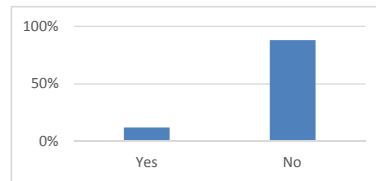
12. Have you witnessed sexual harassment while at the University of Kansas?

	N	%
Yes	293	17.15%
No	1415	82.85%
Total	1708	100.00%



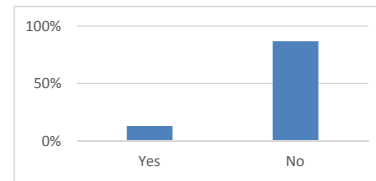
13. Did the incident include sexual violence?

	N	%
Yes	35	12.03%
No	256	87.97%
Total	291	100.00%



14. Did you report the sexual harassment to the University of Kansas?

	N	%
Yes	38	13.15%
No	251	86.85%
Total	289	100.00%

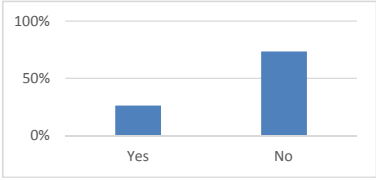


15. Please explain why you did not report it?

Responses to open-ended questions can be found in the qualitative report. The responses for the question listed above begin on page 9 of the qualitative report.

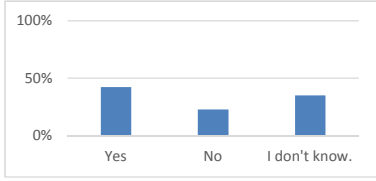
16. Do you personally know a current or former student who within the past two (2) calendar years told you that he or she was the victim of sexual harassment on campus?

	N	%
Yes	451	26.39%
No	1258	73.61%
Total	1709	100.00%



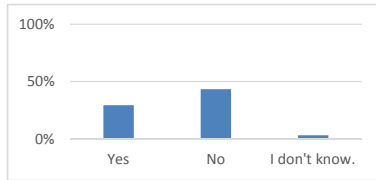
17. Did the incident involve sexual violence?

	N	%
Yes	190	42.32%
No	102	22.72%
I don't know.	157	34.97%
Total	449	100.00%



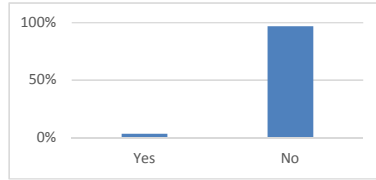
18. Did the student report the sexual harassment to the University?

	N	%
Yes	132	29.33%
No	195	43.33%
I don't know.	123	3.11%
Total	450	100.00%



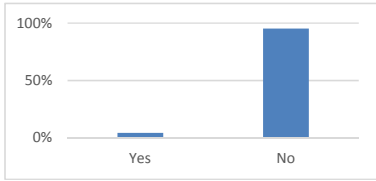
19. Did you report to the University that a student had told you he or she was the victim of sexual harassment on campus?

	N	%
Yes	53	3.19%
No	1609	96.81%
Total	1662	100.00%



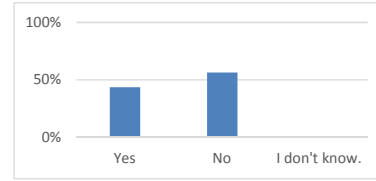
20. Do you personally know a current or former student who within the past two (2) calendar years admitted to being the perpetrator of sexual harassment on campus?

	N	%
Yes	79	4.62%
No	1630	95.38%
Total	1709	100.00%



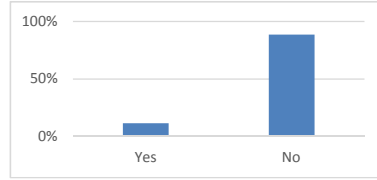
21. Did the incident involve sexual violence?

	N	%
Yes	24	43.64%
No	31	56.36%
I don't know.	0	0.00%
Total	55	100.00%



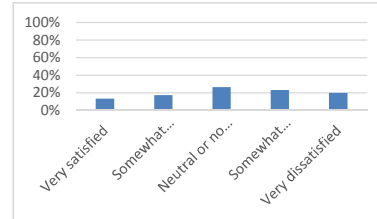
22. Did you report to the University that a student had admitted to committing sexual harassment on campus?

	N	%
Yes	9	11.39%
No	70	88.61%
Total	79	100.00%



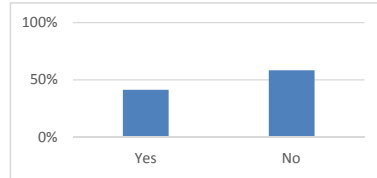
23. How satisfied are you with the University of Kansas' efforts to prevent and respond to allegations of sexual harassment?

	N	%
Very satisfied	229	13.40%
Somewhat satisfied	296	17.32%
Neutral or no opinion	451	26.39%
Somewhat dissatisfied	394	23.05%
Very dissatisfied	339	19.84%
Total	1709	100.00%



24. Have you ever heard of the Office of Institutional Opportunity and Access (IOA)?

	N	%
Yes	709	41.46%
No	1001	58.54%
Total	1710	100.00%

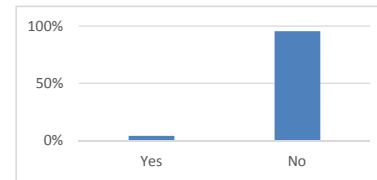


25. How did you hear about IOA?

Responses to open-ended questions can be found in the qualitative report. The responses for the question listed above begin on page 16 of the qualitative report.

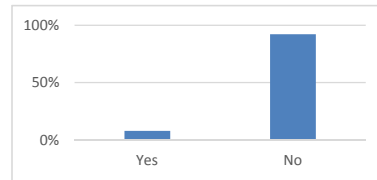
26. Have you ever contacted the IOA?

	N	%
Yes	76	4.45%
No	1632	95.55%
Total	1708	100.00%



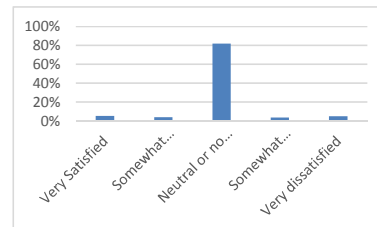
27. Have you ever encouraged someone to contact IOA?

	N	%
Yes	133	7.80%
No	1573	92.20%
Total	1706	100.00%



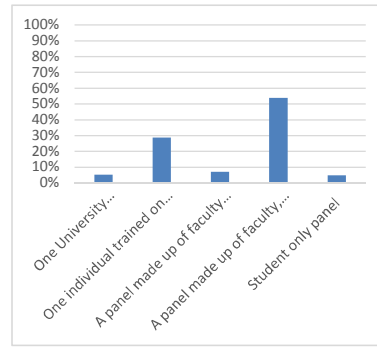
28. How would you describe your experience?

	N	%
Very Satisfied	90	5.50%
Somewhat satisfied	66	4.03%
Neutral or no opinion	1337	81.72%
Somewhat dissatisfied	61	3.73%
Very dissatisfied	82	5.01%
Total	1636	100.00%



29. If you were to participate in a student conduct hearing for sexual violence, who would you want making the decision?

	N	%
One University administrator trained on sexual harassment/violence issues	89	5.26%
One individual trained on sexual harassment/violence issues not employed by the University	487	28.78%
A panel made up of faculty and staff (no students)	119	7.03%
A panel made up of faculty, staff and students	913	53.96%
Student only panel	84	4.96%
Total	1692	100.00%



30. Are there any aspects of KU’s student conduct process that discouraged or would discourage you from reporting an incident of sexual harassment/violence?

Responses to open-ended questions can be found in the qualitative report. The responses for the question listed above begin on page 31 of the qualitative report.

31. Concerning your rating of the University of Kansas’ efforts to prevent and respond to allegations of sexual harassment, please describe what experience(s), information, or factors influenced your rating.

Responses to open-ended questions can be found in the qualitative report. The responses for the question listed above begin on page 62 of the qualitative report.

32. Do you have any recommendations for how the University can do a better job of providing information and resources relating to matters of sexual harassment, sexual violence and discrimination?

Responses to open-ended questions can be found in the qualitative report. The responses for the question listed above begin on page 100 of the qualitative report.