

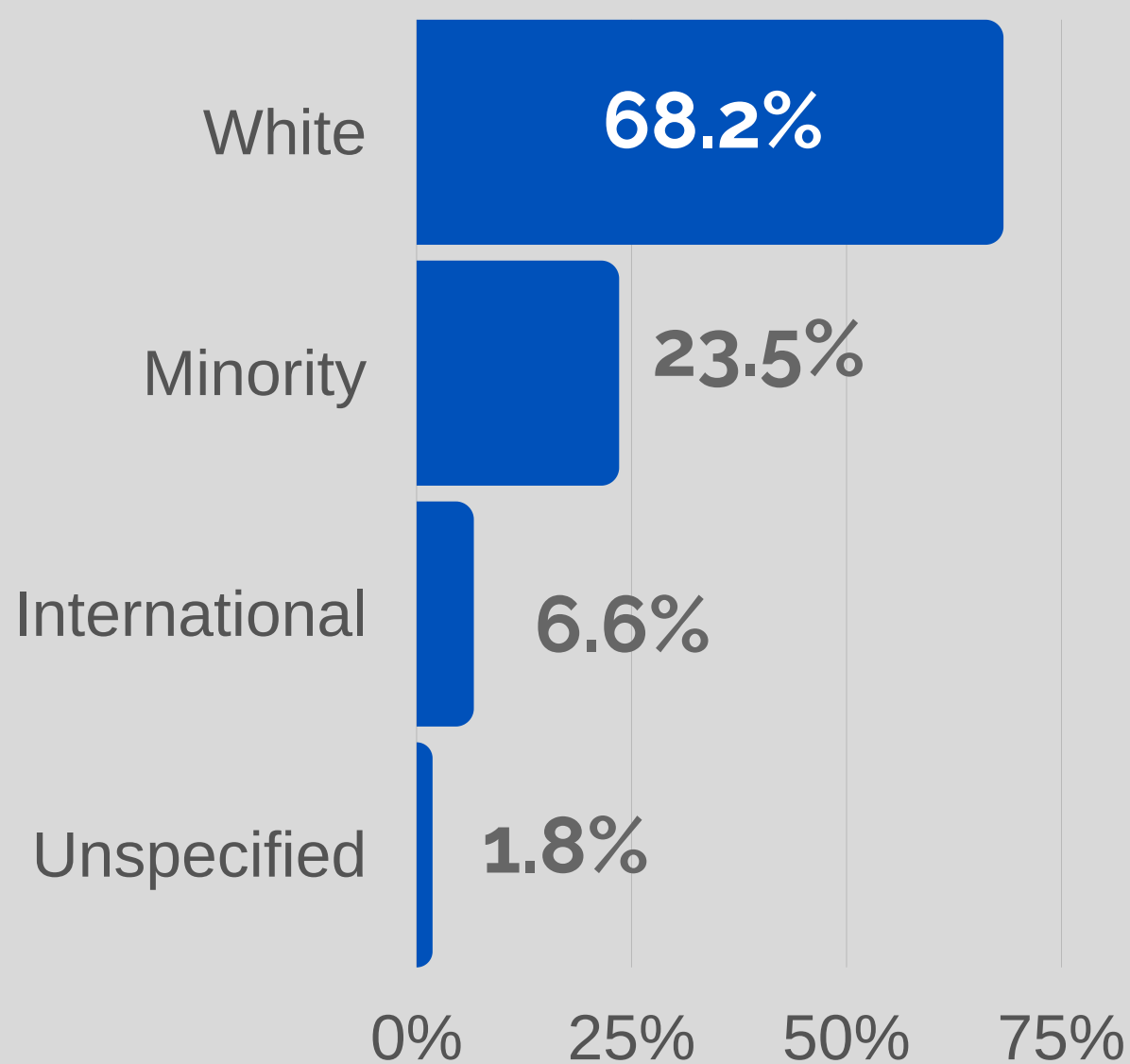
University of Kansas

By the Numbers
Fall/Fiscal Year 2020




ENROLLMENT

By Race/ Ethnicity



Source: AIR Interactive Fact Book



27,619

Total Students

3,829

**First-Time
Freshmen**

69.2% Undergraduates **19,120**
27.6% Graduates **7,624**
3.2% Medical Residents **875**

60.7% Residents **16,771**
39.3% Non-Residents **10,848**

53.3% Female **14,727**
46.4% Male **12,814**
0.3% Not Reported **78**

DEGREES

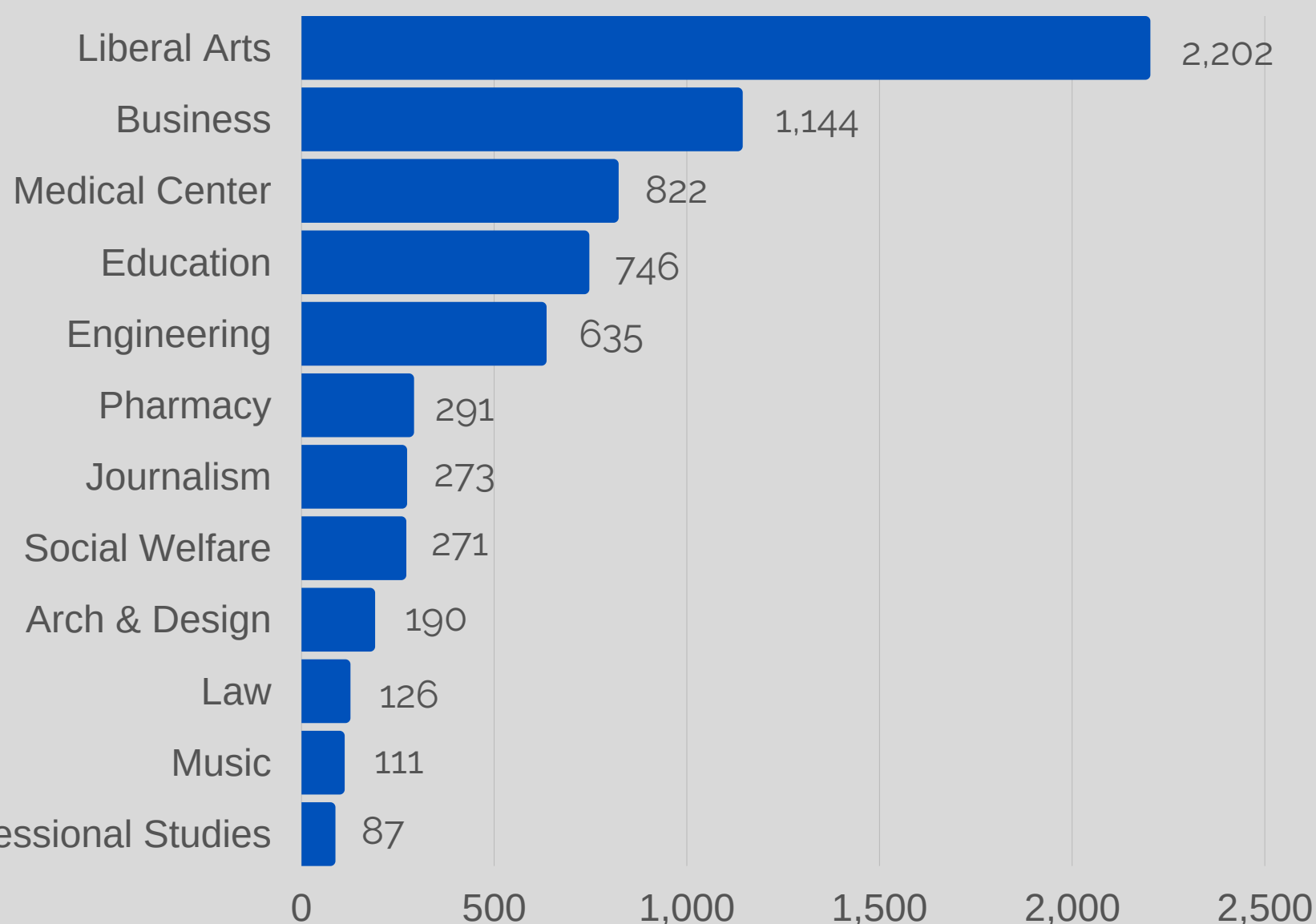


6,898 Degrees

62.8% Bachelors **4,332**
23.7% Masters **1,637**
8.5% Doctoral - Professional **583**
5.0% Doctoral - Research **346**


Graduate Certificates Awarded **302**

Professional Studies



Source: AIR Interactive Fact Book

RETENTION & GRADUATION



	Rate	1 Year Change	5 Year Change
1st Year Retention	85.7%	-0.5%	+5.7%
4-Year Graduation	53.0%	+3.1%	+10.9%
6-Year Graduation	63.1%	-3.4%	+1.7%

Source: AIR Interactive Fact Book

TOP RANKED PROGRAMS

- #1 Overall**
Local Government Management Master's Program
- #1 Public University**
Special Education Graduate Program
- #6 Public University**
Physical Therapy Graduate Program
- #6 Public University**
Speech Language Pathology Master's Program
- #6 Public University**
Public Management & Leadership Master's Program

Source: U.S. News & World Report Best Graduate Schools Rankings, March 2020

University of Kansas

By the Numbers

Fall/Fiscal Year 2020



TUITION

Annual Undergraduate Tuition

Resident **\$10,092**

Nonresident **\$26,960**

Annual Undergraduate Tuition & Fees

Resident **\$11,166**

Nonresident **\$28,034**

Average Financial Aid Package for Full-Time Students (AY20)

First-Time Freshman **\$17,267**

All Students **\$16,767**

Source: Common Data Set

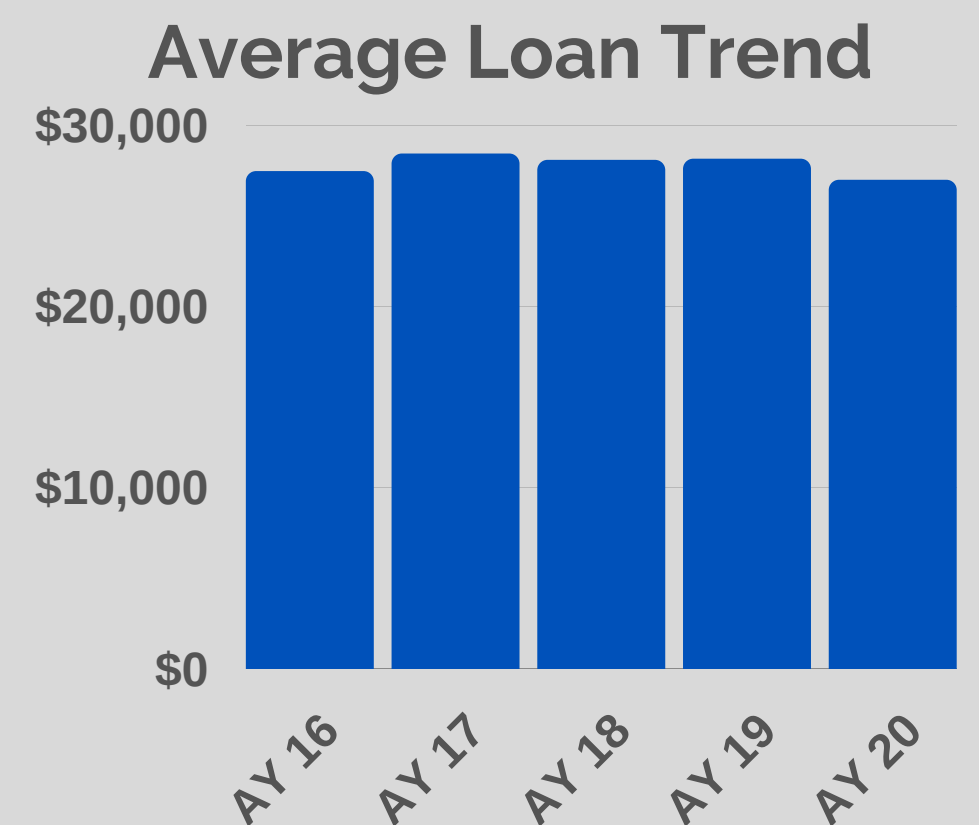
STUDENT DEBT

Bachelor Degree Recipients

Who Borrowed **52.7%**

Average Loan **\$27,011**

Change from 2019: **-4.1%**



Source: Common Data Set

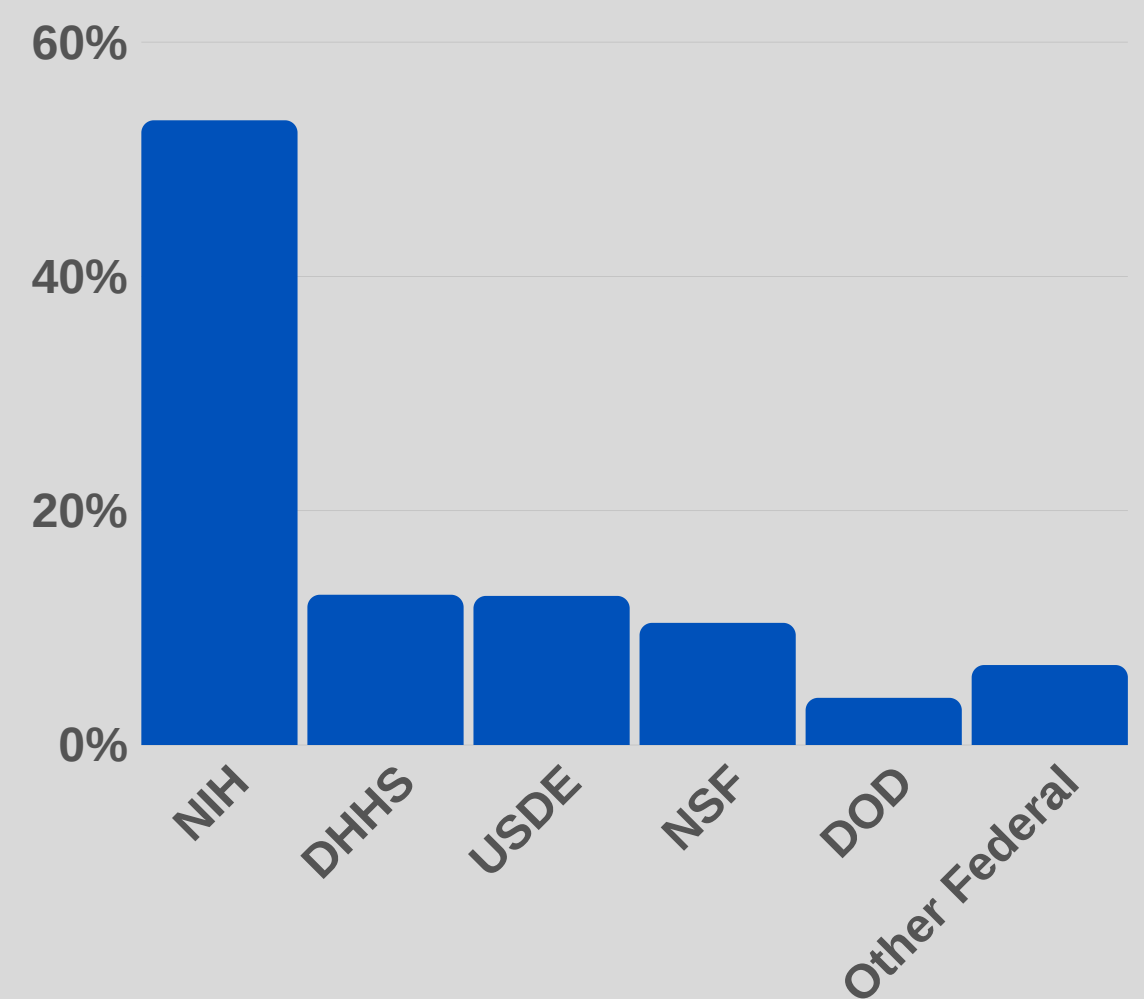
RESEARCH (FY 2019)

Externally Funded Research Expenditures by Funding Source

Federal Govt.	\$182,367,173
State & Local Govt.	33,135,945
Industry	22,323,795
Not-For-Profit Org.	25,481,143
Other	563,115
Total	\$263,871,170

Source: KU Center for Research

By Federal Agency



FACULTY & STAFF

	Lawrence/ Edwards	Medical Center	Total
Faculty (incl. Librarians)	1,375	1,539	2,914
Staff	3,418	2,609	6,027
Graduate Student Employees	1,692	250	1,942



Source: AIR Interactive Fact Book